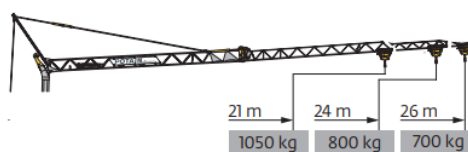
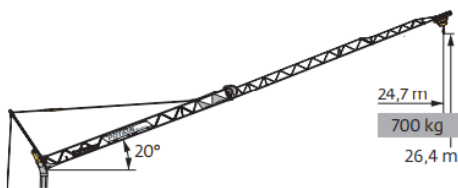


# H.1,8-26 HEMI

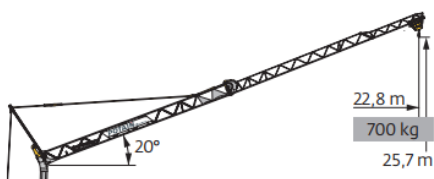


26 m	2,8	▶	12,4	m
			1800	kg
24 m	2,8	▶	12,4	m
			1800	kg
21 m	2,8	▶	12,4	m
			1800	kg

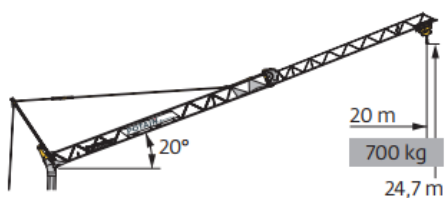
2,8	▶	12	13	14	15	16	17	18	19	20	21	22	23	24	25	26	m
		1800	1630	1490	1370	1265	1175	1095	1025	965	910	860	815	775	735	700	kg
2,8	▶	12,3	13	14	15	16	17	18	19	20	21	22	23	24			
		1800	1685	1535	1415	1310	1215	1135	1060	1000	940	890	845	800			
2,8	▶	13,4	14	15	16	17	18	19	20	21							
		1800	1710	1570	1455	1350	1265	1185	1115	1050							



26 m	2,8	▶	24,7	m
			700	kg



24 m	2,8	▶	22,8	m
			700	kg



21 m	2,8	▶	20	m
			700	kg